


GENESIS® Breeder Feeder

The Double Pan Feeding System



Specially created for broiler breeders, Chore-Time's GENESIS® Feeder is designed to provide uniform feeding of all birds with more eating space and reduced feed waste!

More Feeding Space, Uniform Feed Delivery and Less Feed Waste

More space for birds to eat, consistent delivery of feed, and less wasted feed are just a few of the advantages of double pan feeding with the GENESIS® Breeder Feeder. It is available in loop and straight-line configurations. The loop system provides immediate delivery of feed to every pan in the house every time the feeder system runs – without tube indexing.

The GENESIS® Feeder's unique design lets you feed 33 percent more birds than a chain feeder – 64 birds per 12 linear feet (3.66 m) of GENESIS® Feeder compared to 48 on 12 feet (3.66 m) of chain feeder trough.



Count on Chore-Time for experience, reliability, performance and confidence.

Multiply Your Feeding Space with the GENESIS® Breeder Feeder

With the GENESIS® Feeder you can choose more birds or fewer feeder pans – while still giving every bird more eating space than at a chain feeder. Configure houses with multiple loops or straight-line tubes up to 600 feet (183 m) long each.

- 18 grill openings at every feeder – more than any other pan feeder.
- With four pans per 12-foot (3.66 m) tube, the GENESIS® Breeder Feeder provides space for 33 percent more birds than chain feeders.
- 45-degree angle on the feeder tube permits a variety of feeder configurations while still giving birds eating comfort and easy access to drinkers.

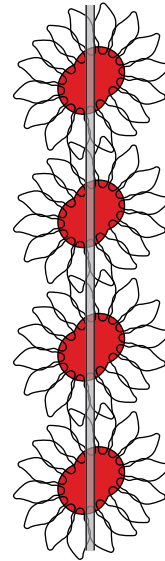
Comfort

The GENESIS® Breeder Feeder features Chore-Time's patented scalloped grill for comfortable perimeter eating.

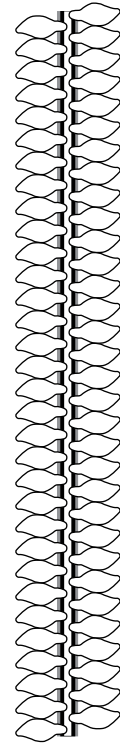
- Upper grill openings deliver more light and air to birds while they eat.
- Birds not only have easy access to feed, but also easier access to water and nests due to the feeder's unique 45-degree angle on the feeder tube.




Feed the Same Number of Birds in Less Space



Simultaneously feed 64 birds per 12-foot (3.66 m) four-pan feeder tube.



It requires 16 ft. (4.88 m) of chain trough to feed 64 birds.




Uniformity

GENESIS® Feeders uniformly deliver the quantity of feed specified by the integrator to every pan in feeder systems up to 600 feet (183 m) long. The result? Uniform feeding leads to more uniform egg production for breeders, and ultimately to producing more uniform broilers.

- Restricted dietary needs are no problem with the GENESIS® Feeder!
- The GENESIS® system maintains the feed ration in the feeder tube until feeding time, when all birds are presented with an identical quality ration – no picking over of feed.



Let's grow together™

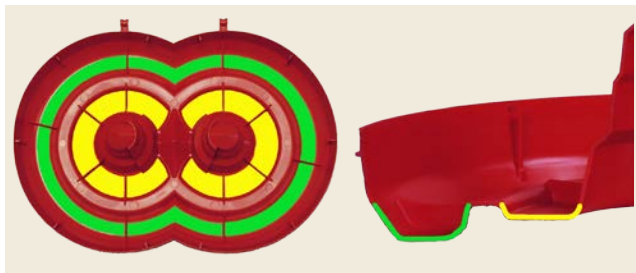


GENESIS® Breeder Model

Reduced Feed Waste Adds Up to Real Savings

With Chore-Time GENESIS® Feeders, birds exhibit feed-conserving eating behavior. Birds tend to keep their heads over the GENESIS® feeder pans while eating, so any dropped feed falls back in the pans.

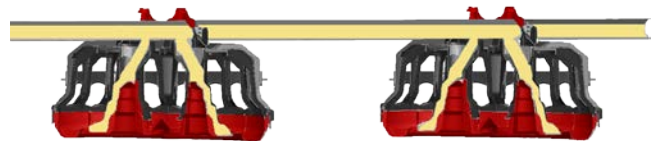
- The feeder's built-in catch area holds dropped feed for the birds to eat, while feed fins incorporated in the pan help to maintain the feed level and to prevent feed waste.
- Adjustable grill openings and height limiter ring prevent roosters from competing with hens for feed.



Images show the GENESIS® Feeder's two levels. The upper level (shown in yellow) is the eating area. The lower level (shown in green) is a feed-saving area where birds clean up dropped feed.

Simultaneous Feed at Every Pan and Every Feeding Space

With GENESIS® Feeders in a loop system, a supply of feed stays in the tube for immediate delivery of feed to every pan in the house every time the feeding system runs.



- Dual feed inlets promote even feed distribution as well as improved feed flow to the bird eating area for a variety of feed types.
- Fast auger speed in the tube recharges feed quickly so the feeder is ready for the next run time.



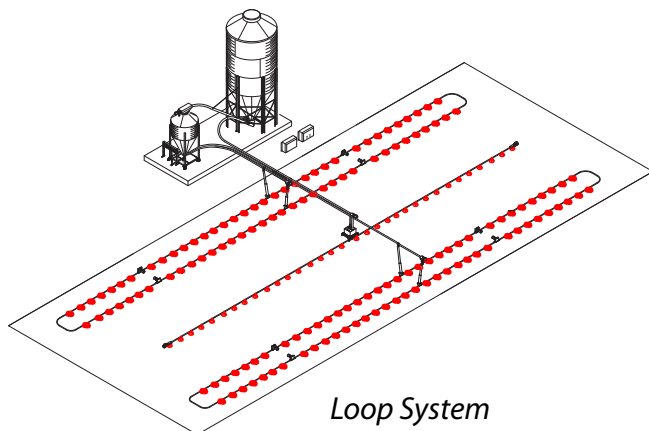
The unique GENESIS® Control Pan, together with the feeder control, fills the feeder at the end of each feeding to provide consistent feed availability.

Breeder Feeder Space Comparison

GENESIS® Feeder			Chain Feeder
Tube Configuration	Maximum Birds per Tube	Chore-Time Recommended Birds per Tube	Total Birds per Chain at 6 in. (15 cm) per Bird
4 pan 12 ft. (3.66 m)	72	64	48
3 pan 10 ft. (3.05 m)	54	48	40

Breeder Feeder Specifications

Recommended Feed Level Setting	#2
Flood Windows	Available as an option
Adjustable Grill	Yes
Birds per Pan	15-18 (16 recommended)
Pan Spacing Options	4 per 12-foot (3.66 m) tube 3 per 10-foot (3.05 m) tube
Maximum System Length	600 ft. (183 m)
Feed Delivery Speed (mash, crumbles, pellets)	165 ft. (50 m) per minute for loop, 90 ft. (27.4 m) per minute for straight-line
Feed Delivery Rate (mash, crumbles, pellets)	65 lbs. (29.5 kg) per minute for loop, 35 lbs. (15.9 kg) per minute for straight-line



GENESIS® Breeder Model Grill Options

Grill opening height and width are adjustable for hen access to feed while also excluding roosters.

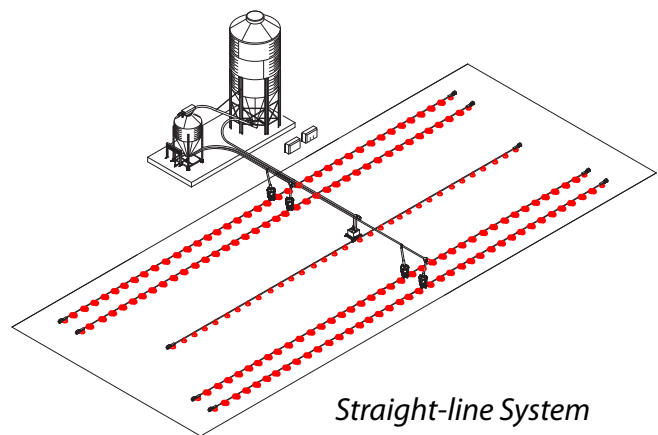

	Inches	mm
Width	1.61-1.96	41-50
Height	2.17-2.95	55-75

Grill adjustment increments of 1 mm for width and 5 mm for height.



Cleaning and Maintenance

- Pans swing down for cleaning on a pair of hinges with incorporated hinge locks.
- Standard two-piece cone top allows easy pan replacement without disassembling the feeder line.



Sample Layouts

Loop or straight-line systems provide layout flexibility for configuring the optimum number of feeding pans. Contact your local independent authorized Chore-Time Distributor or visit us online at www.choretime.com.



Let's grow together™

A DIVISION OF CTB, INC.
A BERKSHIRE HATHAWAY COMPANY

USA

+1 574-658-4101
choretime@choretime.com

Netherlands

+31 (0)77-3241070
info@choretime.nl

Poland

+48 (0)61-8197060
info@choretime.pl

Visit our website to find your independent authorized Chore-Time distributor.

www.choretime.com

Complete Production Equipment for Broilers, Breeders, Turkeys and Eggs